




## Seed Bead & Gemstone Pointed Earrings

### Components

- ONX10RD-8** - 10mm Round Onyx Gemstone
- BGA4RD-8** - 4mm Round Black-Gold Amazonite Gemstone
- SB00269** - 11/0 Galvanized Gold Delica Seed Beads
- SB01136** - 15/0 Galvanized Yellow Gold Seed Beads
- A006599** - White Superlon Beading Thread Bobbin
- Z010382** - Gold Plated Wire Guardian
- TCZ0148** - Gold Filled Hoop Earring Wires by Tierracast®
- A006767** - #10 Long English Beading Needles

### Legend



10mm Round Gemstone



4mm Round Gemstone



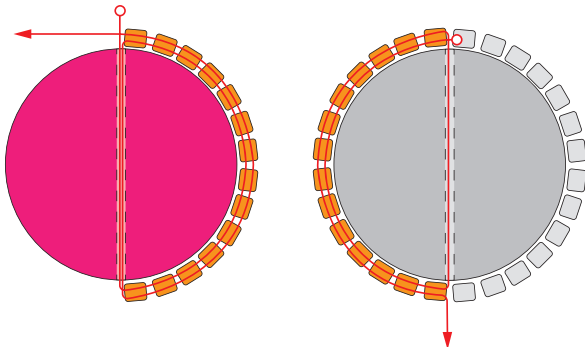
11/0 Miyuki Delica Seed Bead



15/0 Round Miyuki Seed Bead

### Instructions

1

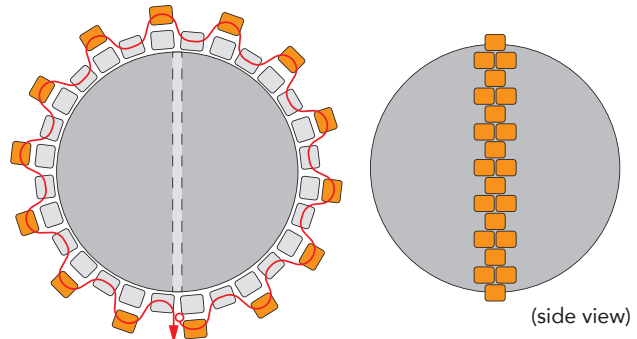


Thread needle with 5 feet of beading thread. String on a stopper bead leaving a 5-6" tail end. (Sew through the bead once or twice to keep in place.)

Sew through 10mm gemstone, pick up 14 delica seed beads, loop gemstone and sew through gemstone again and through the delica seed beads one more time.

Pick up 14 more delica seed bead and repeat to other side of gemstone to create a ring of delica seed beads.

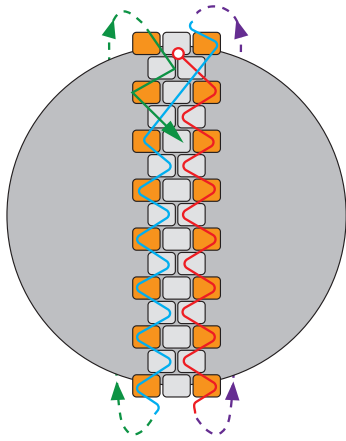
2



Pick up a delica bead, skip a next delica on the ring you stitched in step 1 and sew through next delicaa. Repeat as your peyote stitch around.

Tighten your threada to bring your stiches together.

3

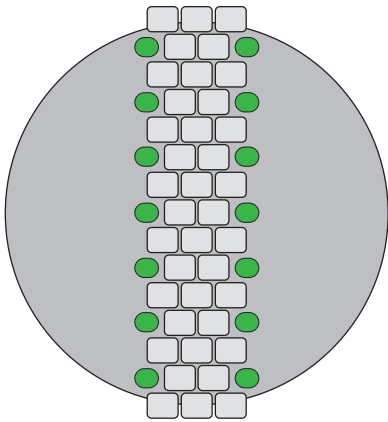


Follow illustration to peyote stitch outer rows.

**RED & PURPLE:** Sew through and over to outer delica bead and pick up a delica. Peyote stitched around this side, all the way around, adding a delica as you go.

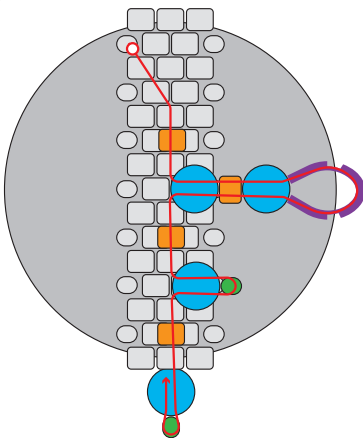
**BLUE & GREEN:** You will sew diagonally across to the other side, pick a delica and peyote stitch all the way around.

4



Repeat step 3, but peyote stitch an 15/0 seed bead instead of a delica. Make sure when you do one side, to pull tight on the thread. This will help cup the beads onto the gemstone.

5

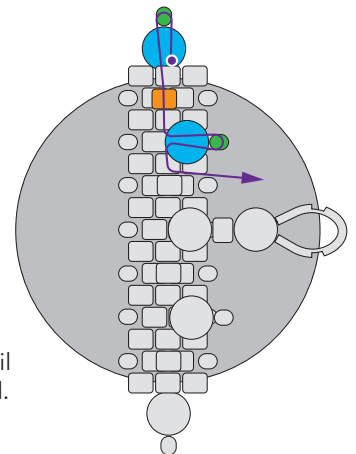


**A:** Sew through to the middle delica bead. Pick up a delica bead and sew down through next delica. (You will see that you are peyote stitching outwards from the pattern you've done.)

Pick up a 4mm gemstone, delica, 4mm gemstone, and through wire guardian loop. Sew back down the gemstone, delica and gemstone. And through the next delica on the pattern.

**B:** Pick up a delica bead, sew through next delica. Pick up a 4mm gemstone and 15/0 seed bead. Sew down through gemstone and through next delica. Repeat as you go around the 10mm gemstone.

Sew through a few beads before tying off and cutting off excess. Repeat to the tail end of your beading thread.



5

Open earwire loop, slide through loop of wire guardian and close earwire loop.

6

Repeat all steps for other earring.