



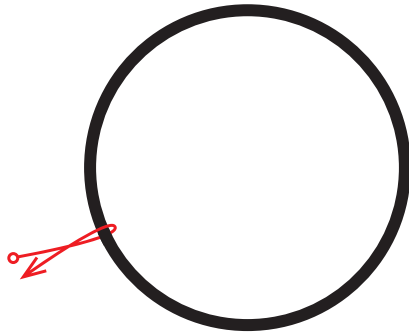
Fringe Earrings with Gemstone Cube Beads

Components

TQS2CUB-F-B - Turquoise Faceted, Banded 2mm Cube 15-16 Inch
SB00422 - 11-91051 Galvanized Silver Miyuki Seed Beads Tube
Z010358 - 20mm Silver Plated Round Solid Quick Links Rings
A006599 - Size AA White Superlon Beading Thread Bobbin
TCZ0097 - Sterling Silver Hoop Earring Wires with 2mm Bead
A006767 - #10 Long English Beading Needles


Instructions

1



Cut 8 feet piece of beading thread and add on needle. Loop thread tail through quick link and make two knots, leaving a 5-6 inch tail.

2



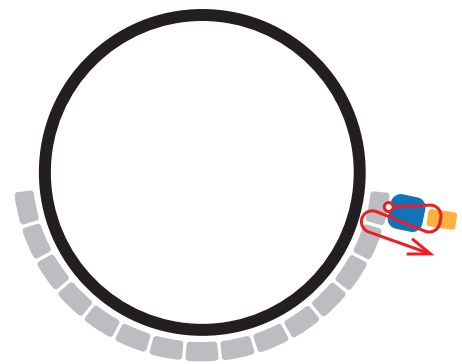
Pick up 2 seed beads, loop needle under link and sew up through the last seed bead. Situate the beads so that it sits flush with the quick link.

3



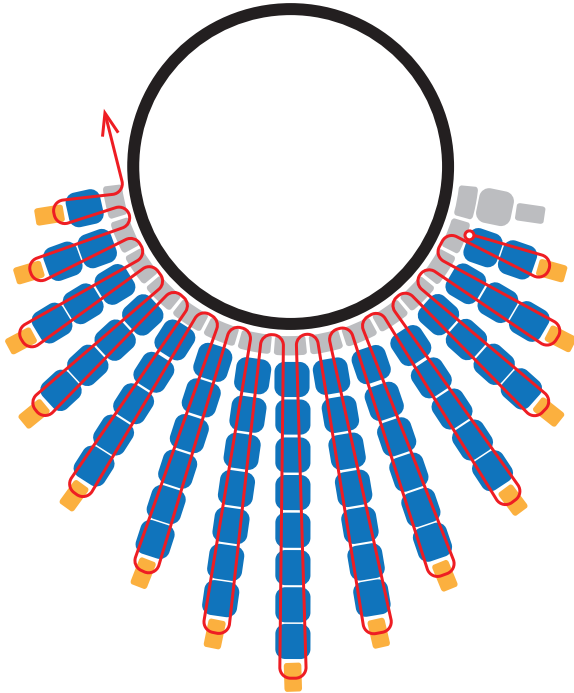
Pick up a seed bead, sew under link and sew back through seed bead. Repeat until you've added a total of 15 seed beads.

4



Pick up a cube bead and seed bead. Sew back through gemstone bead and through the seed bead on the quick link. Loop through next seed bead on quick link.

5



Repeat steps 4 by adding each fringe accordingly:

- 2 cubes & seed bead
- 3 cubes & seed bead
- 4 cubes & seed bead
- 5 cubes & seed bead
- 6 cubes & seed bead
- 7 cubes & seed bead
- 8 cubes & seed bead
- 7 cubes & seed bead
- 6 cubes & seed bead
- 5 cubes & seed bead
- 4 cubes & seed bead
- 3 cubes & seed bead
- 2 cubes & seed bead
- 1 cubes & seed bead

6

With both thread ends, tie them together two times. Sew your needle through a few beads before cutting off excess. Add needle your thread end and sew through a few beads before cutting off excess.

Open earwire loop and slide on fringed quick link. Close loop.

7

Repeat all steps for other earring.