




Summer Ginkgo Wave Earrings

Components

SB03830 - Bondeli Turquoise Matubo Ginkgo
SB03825 - Bondeli Orange Matubo Ginkgo
SB00422 - 11/0 Galvanized Silver Seed Bead
SB00106 - 8/0 Galvanized Silver Seed Bead
A002413 - 4mm Round Jump Ring
Z013689 - Turquoise Fabric Tassel with Silver Cap
Z017715 - White TOHO One-G Thread
A015211 - Needle
A008998 - Earwire

Legend



Czech Ginkgo
(TWO colors)



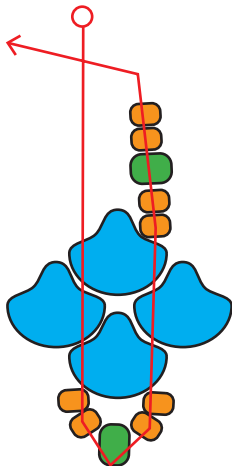
8/0 Miyuki
Seed Bead



11/0 Miyuki
Seed Bead

Instructions

1

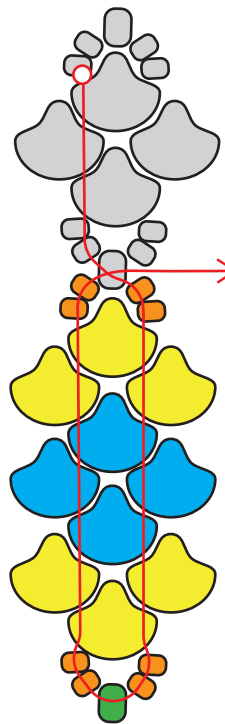


Using 4 feet of beading thread, pick up THREE ginkgo beads, TWO 11/0 seed beads, 8/0 seed bead and TWO 11/0 seed beads. Sew up through the second hole of the ginkgo bead, pick up another ginkgo, sew through the first ginkgo and pick up TWO 11/0 seed beads, 8/0 seed bead and TWO 11/0 seed beads. Tie the ends together to make a looped pattern. Make two knots. Make sure you leave a 5-6 inch tail end.

Sew through loop of beads one more time to secure looped pattern.

Refer to illustration for a visual look of tutorial pattern.

2

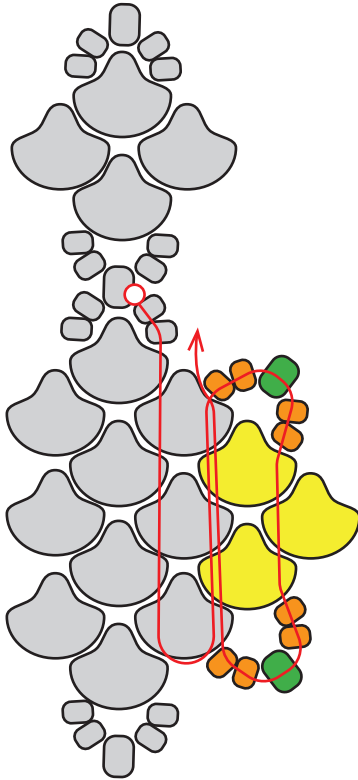


Sew down half of the looped pattern to come out of the bottom 8/0 bead.

Pick up TWO 11/0 seed beads, TWO (2nd color) ginkgo beads, THREE (1st color) ginkgo beads, TWO (2nd) ginkgo beads, TWO 11/0 seed beads, 8/0 seed beads and TWO 11/0 seed beads.

Sew up through the second hole of the first ginkgo at the bottom, pick a (2nd) ginkgo bead, skip next ginkgo and through next (1st) ginkgo. Pick up a (1st) ginkgo bead, skip next ginkgo and through next ginkgo bead. Pick up a (2nd) ginkgo bead and through the first (2nd) ginkgo you added in this pattern section. Pick up TWO 11/0 seed beads and through top 8/0 seed bead.

3



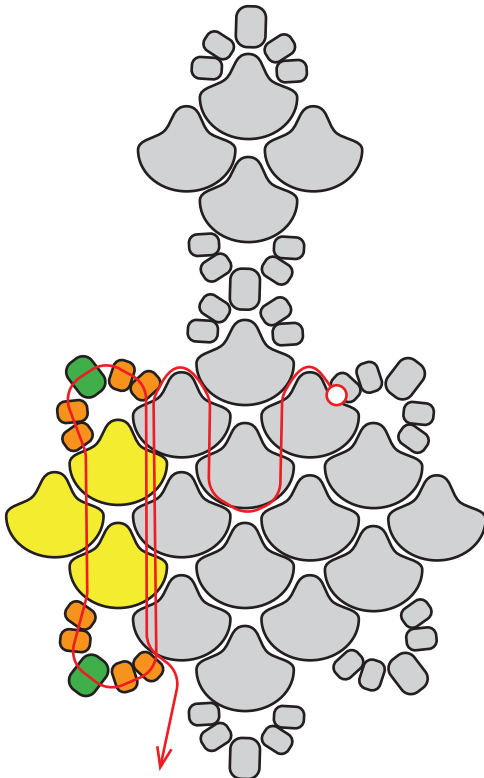
Sew down through pattern coming out of the second to the bottom ginkgo bead.

Sew up through the second hole of ginkgo bead, pick up a (2nd) ginkgo bead, sew through next ginkgo, pick up another ginkgo and sew through next ginkgo.

Pick up TWO 11/0 seed beads, 8/0 seed bead, TWO 11/0 seed beads and down through second hole of the top ginkgo you added. Pick up a ginkgo bead and sew through next ginkgo bead.

Pick up TWO 11/0 seed beads, 8/0 seed bead and TWO 11/0 seed beads and up through the 5 ginkgo beads. (Refer to illustration)

4



Follow illustration to other side of your pattern, looping the opposite direction and up the ginkgo bead.

Sew down other hole, pick up a ginkgo bead, sew through next ginkgo, pick up another ginkgo and sew through next ginkgo.

Pick up TWO 11/0 seed beads, 8/0 seed bead and TWO 11/0 seed beads. Sew up through other hole of ginkgo beads, pick up another ginkgo bead and sew through the next ginkgo.

Pick up TWO 11/- seed beads, 8/0 seed bead and TWO 11/0 seed beads. Sew down through the 5 ginkgo.

Sew through a few beads, tie off with two knots, sew through a few beads and cut off excess. Make sure sew other thread end through a few beads before cutting off excess too.

5

Open jump ring and link through bottom 8/0 seed bead and tassel. Open another jump ring and link through top 8/0 and ear wire.

6

Repeat all steps for other earring.