






## Czech Star Pattern

### Components

- Czech SuperDuos Beads
- Czech O Beads
- Miyuki Size 11/0 Round Seed Beads
- Beading Needle
- 4lb Fireline Beading Thread

### Legend

-  SuperDuo (SD)
-  O Bead (OB)
-  11/0 Miyuki Seed Bead (MB)


### Instructions

1



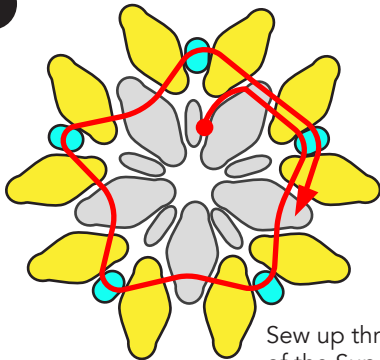
With a 3' beading thread, sew on a SD, OB, SD, OB, SD, OB, SD, OB, SD, OB. Tie both ends together to create a loop of beads.

2




Sew around the loop of beads once more.

3



Sew up through the second hole of the SuperDuo bead you've sewn out of. Follow illustrations to add a SD, MB and SD in between each SuperDuo beads.

4



Sew up through the second hole of the SuperDuo bead you've sewn out of. Follow illustrations to add a OB, SD and OB between the SuperDuos indicated. This will make your star points. Tie off thread ends and cut excess.

