





Peridot Wheel Pendant

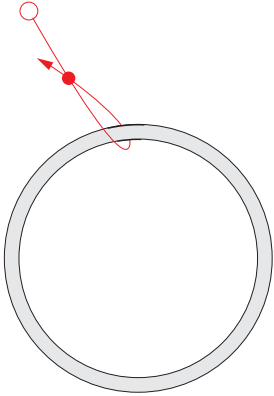
- Components**
- (1) Z010362 – 20mm Silver Plated Round Diamond Cut Solid Quick Links Rings from Beadalon
 - (12) SW02058 - 4mm Peridot Shimmer Round Crystal
 - (1 tube) SB00106 – 8/0 Galvanized Silver Seed Bead
 - (1 spool) A006587 - Crystal Fireline Thread
 - A015211 - Beading Needle
 - (2-3') CH00722 - 1.5mm Silver Plated Diamond Cut Ball Chain
 - (1) Z004792 - 1.5mm Silver Ball Chain Connectors

Legend

	4mm Round Crystal		8/0 Round Seed Bead
--	-------------------	---	---------------------

Instructions

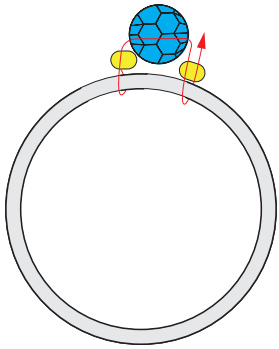
1



Cut a 2 feet piece of beading thread.

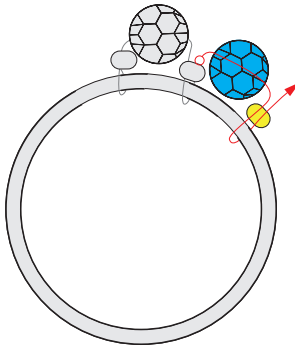
Anchor your beading thread by tying the end to your ring.

2



Pick up a seed bead, round crystal and seed bead. Sew under the ring and back through the second seed bead. (Refer to illustration.)

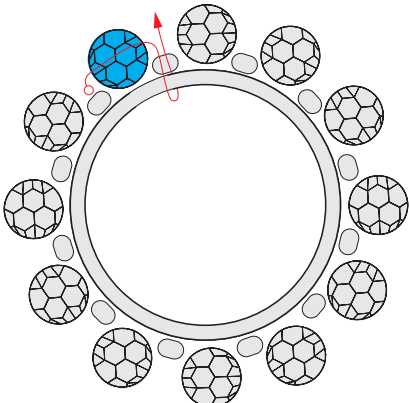
3



Pick up a crystal and seed bead. Sew under the ring and back through the seed bead. (Refer to illustration).

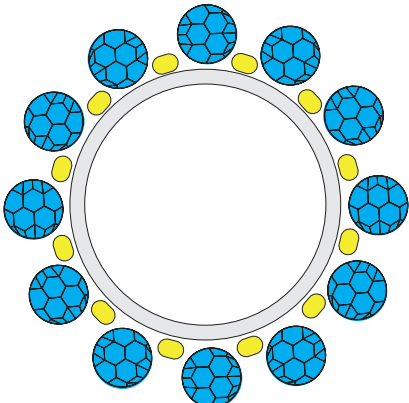
Repeat this step another NINE times.

4



Pick up a crystal bead, sew down through first seed bead, loop under ring and back up through seed bead.

5



Sew through a few bead sequence, tie off and cut off excess. Add your ball chain or your choice of chain to complete your necklace!