



**Components**

- Z013596** - Pastel Petrol Honeycomb Bead
- SB03303** - Chalk Champagne DiamonDuo
- SB00107** - 8/0 Galvanized Gold Seed Bead
- SB01916** - Jet Czech O-Bead
- Z004589** - Cymbal Kolympos 24K Gold
- A006587** - Crystal Fireline Thread
- A015211** - Beading Needle
- TCZ0139** - Gold Filled Earring Wire by TierraCast

**Legend**



Cymbal Kolympos



Honeycomb Bead



DiamonDuo Bead



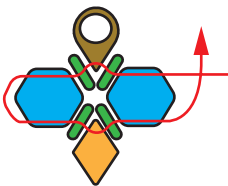
Czech O-Bead



8/0 Miyuki Seed Bead

**Instructions**

1

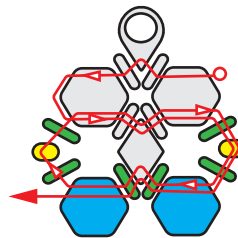


Using a 3 feet piece of beading thread, sew through the following bead and Cymbal finding: honeycomb bead, O-bead, Cymbal finding, O-bead and honeycomb.

Sew through second hole of honeycomb bead, pick up an O-bead, DiamonDuo, O-bead and through the next honeycomb bead.

Make two/three knots with your beading thread ends.

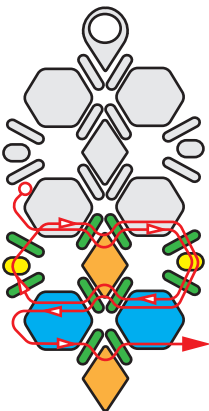
2



Follow illustrations through the loop of beads you added in Step One and come out of the bottom right honeycomb bead hole.

Pick up an O-bead, 8/0, O-bead, honeycomb and O-bead. Sew through the second hole of the DiamonDuo. Pick up an O-bead, honeycomb, O-bead, 8/0, O-bead and loop through the pattern coming out of the top hole of the bottom left honeycomb.

3



Follow the illustrations: Sew through other hole of honeycomb bead, pick up an O-bead, DiamonDuo, O-bead and through the next Honeycomb bead.

Pick up an O-bead, 8/0, O-bead, honeycomb and O-bead. Sew through the second hole of the DiamonDuo. Pick up an O-bead, honeycomb, O-bead, 8/0, O-bead.

Loop around the pattern until you sew out of the bottom left honeycomb bead.

Sew through the second hole of that honeycomb bead, Pick up an O-bead, DiamonDuo, O-bead and through next honeycomb bead.

Sew through a few beads, knot your thread ends and cut off excess.

4



Repeat all steps for other earring pattern. Add ear wires.