



Beaded Fan Necklace with Swarovski® Crystals

Components

(12) SWZ0469 - Swarovski 4mm Rose Water Opal Bicone Crystal
 SB00107 - 8/0 Galvanized Gold Seed Bead
 SB00423 - 11/0 Galvanized Yellow Gold Seed Bead
 A021148 - Purple Czech Glass Pip Bead
 (1 spool) A006585 - Crystal Fireline Thread
 A015211 - Beading Needle
 A011519 - 5mm Gold Jump Ring
 (2) CH01096 - Gold Chain Link

Legend



Czech
Pip



4mm
Bicone
Crystal



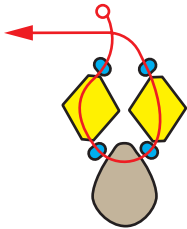
8/0 Seed Bead



11/0 Seed Bead

Instructions

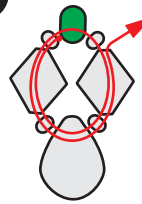
1



Start with 4 feet of beading thread.

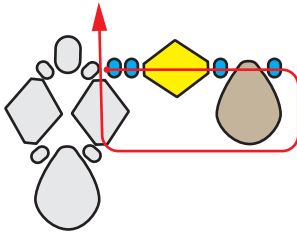
Sew on an 11/0, bicone, 11/0, Pip, 11/0, bicone and 11/0. Leaving a 4 inch tail, tie both ends together with 2 or 3 knots.

2



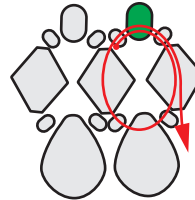
Sew through loop of beads and add one 8/0 seed bead between the two 11/0 seed bead. Sew through the loop of beads again and up through the second bicone bead.

3



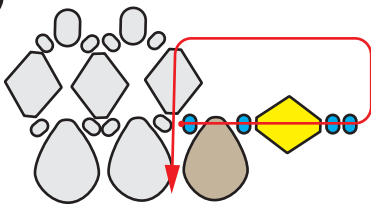
Pick up TWO 11/0, bicone, 11/0, Pip, and 11/0. Sew up through the previous bicone bead you started out of, making a loop of beads.

4



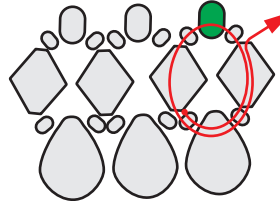
Sew through first 11/0 and pick up a 8/0 seed bead. Sew through the loop of beads all the way down through the last bicone bead.

5



Pick up 11/0, Pip, 11/0, bicone and TWO 11/0. Sew down through the previous bicone bead you started out of, making a loop of beads.

6

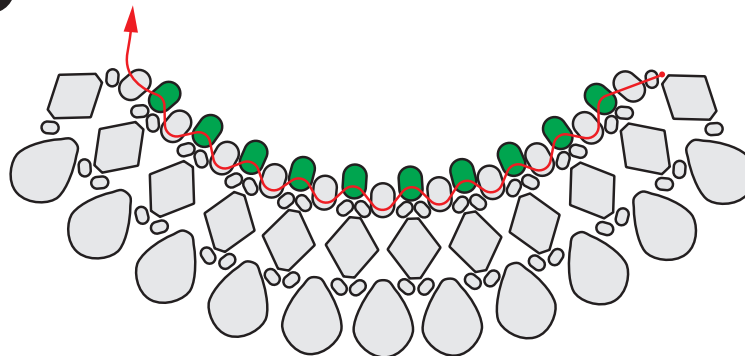


Sew through the loop of beads until you sew through the third 11/0 seed bead. Pick up a 8/0 seed bead. Sew through the loop of beads all the way up through the last bicone bead.

7

Repeat Steps 3-6 FOUR more times or until you've completed with 11 Pip bead sections.

8



Sew through the 11/0 and 8/0 seed beads at the top. Pick up an 8/0 seed bead and sew through the next 8/0 on the pattern.

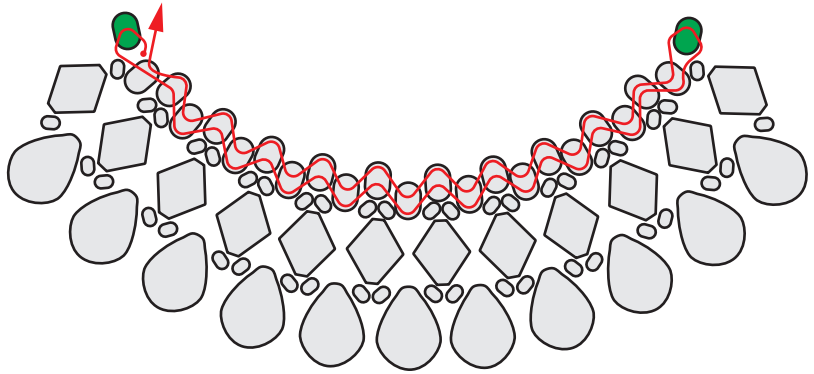
Repeat through the top section of the pattern by adding an 8/0 in between each 8/0 seed bead.

9

Pick up a 8/0 seed bead. Sew through the top pattern of 8/0 seed beads. Pick another 8/0 and sew back through the pattern of 8/0 seed beads.

Sew through the sequence of 8/0 seed beads again to secure and strengthen the pattern.

Sew through a few beads, tie off and cut of excess beading thread.



10

Open a jump ring and slide it through one of the corner 8/0 seed bead and through a 10" piece of chain.

Repeat to other pattern and another 10" piece of chain.

Add your choice of clasp to other ends of chain.

