



Ginko Fan Earrings with Swarovski® Crystals

Components

SB03697 - Chalk Green Luster Ginko (GNK8703000-14457)
 SB00422 - 11/0 Silver Galvanized Seed Bead
 (2) SWZ0581 - Swarovski® 4mm Crystal Palace Green Opal
 A019595 - 1.5" Silver 24 Gauge Eyepin
 Z012031 - Silver French Earwire Earrings
 (1 spool) A006585 - Crystal Fireline Thread
 A015211 - Beading Needle

Legend



Czech
Ginko



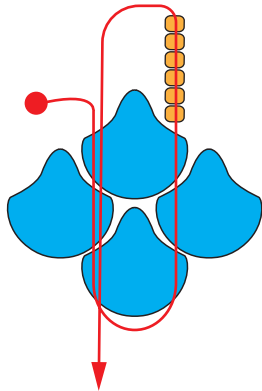
4mm Bicone
Crystal



11/0
Miyuki
Seed Bead

Instructions

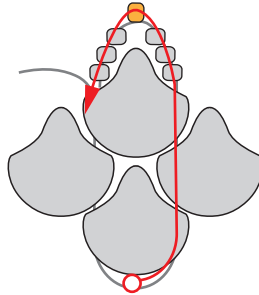
1



Start with 2 feet of beading thread. Add a stopper bead to the end of your thread leaving a 5" tail.

Sew through THREE Ginko beads. Sew up the second hole of the last Ginko bead, pick up another Ginko bead and up through the second hole of the first Ginko bead. Pick up SIX 11/0 seed bead and down through the first three ginko beads.

2



Sew up through the pattern until you've sewn through three of the 11/0 seed beads. Pick up 11/0 seed bead and down through the other three seed beads.

Tie both thread end together two to three times. Sew through a few beads before cutting off excess.

3

Open the loop of 24-Gauge eyepin, slide through the middle seed bead of your pattern and close loop.

Slide on a seed bead, bicone crystal and another seed bead on the eyepin and make a simple loop.

4

Open ear wire loop and slide on loop you made in Step 3. Close ear wire loop.

5

Repeat all steps for other earring.





Ginko Fan Earrings

Components

SB03708 - Full Sliperit Ginko (GNK8723980-29503)
 SB00422 - 11/0 Silver Galvanized Seed Bead
 A002413 - 4mm Silver Jump Ring
 TCZ0078 - TierraCast® Silver Ear Wires
 (1 spool) A006585 - Crystal Fireline Thread
 A015211 - Beading Needle

Legend



Czech
Ginko



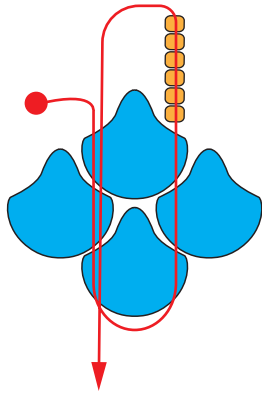
4mm Bicone
Crystal



11/0
Miyuki
Seed Bead

Instructions

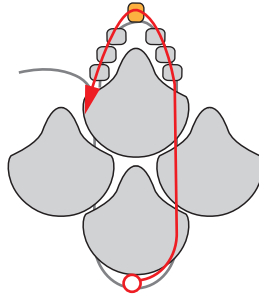
1



Start with 2 feet of beading thread. Add a stopper bead to the end of your thread leaving a 5" tail.

Sew through THREE Ginko beads. Sew up the second hole of the last Ginko bead, pick up another Ginko bead and up through the second hole of the first Ginko bead. Pick up SIX 11/0 seed bead and down through the first three ginko beads.

2



Sew up through the pattern until you've sewn through three of the 11/0 seed beads. Pick up 11/0 seed bead and down through the other three seed beads.

Tie both thread end together two to three times. Sew through a few beads before cutting off excess.

3

Open jump ring and slide through middle seed bead and through loop of earwire. Close jump ring.

4

Repeat all steps for other earring.

